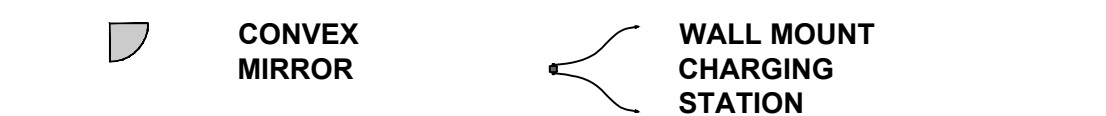
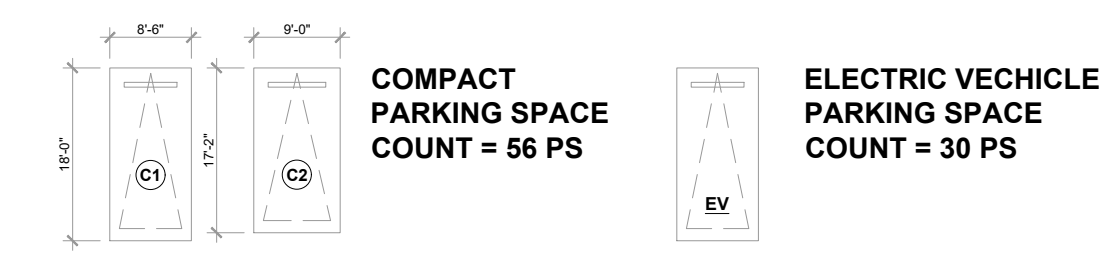
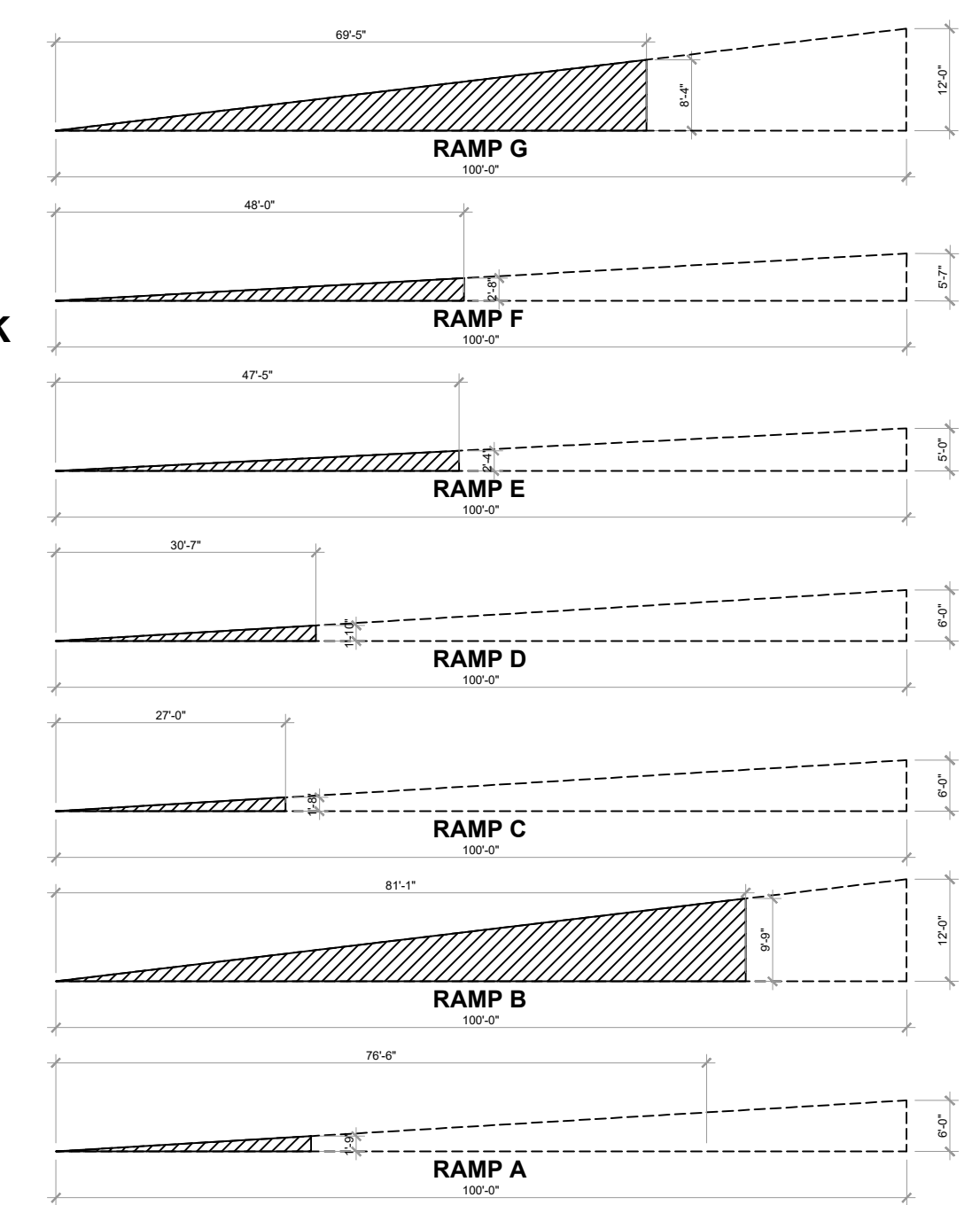


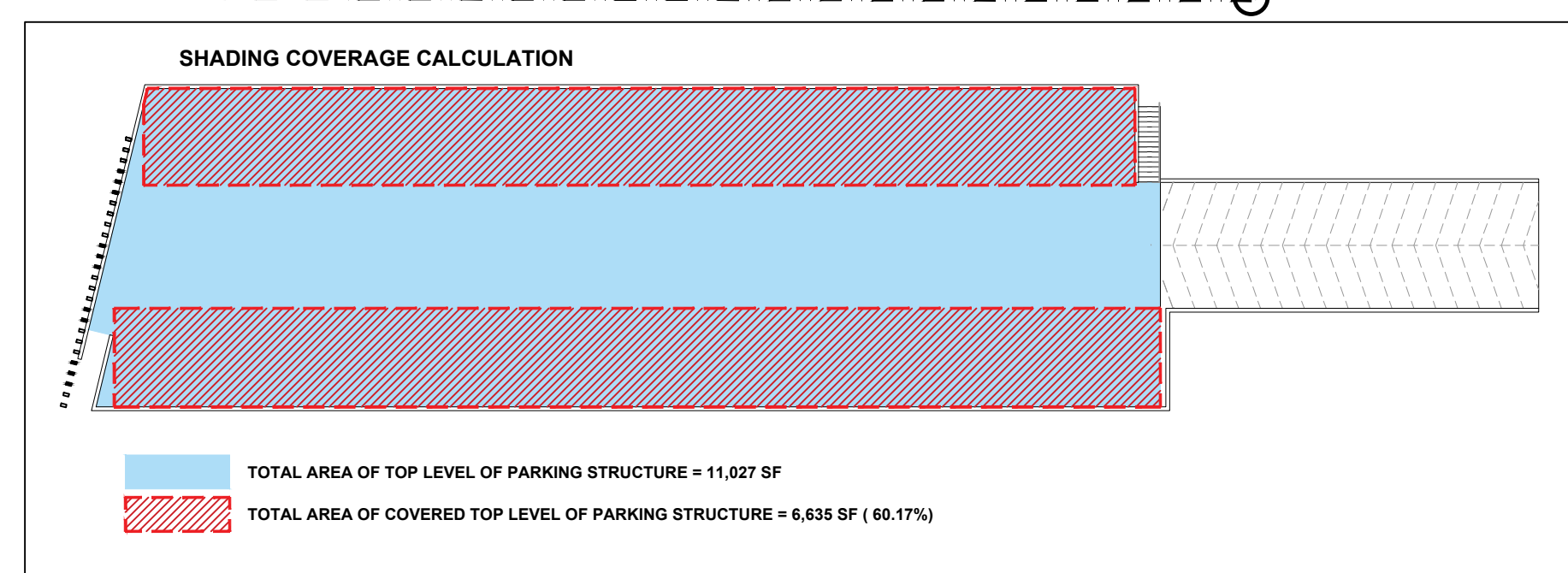
PARKING RAMP SCHEMATIC SECTION



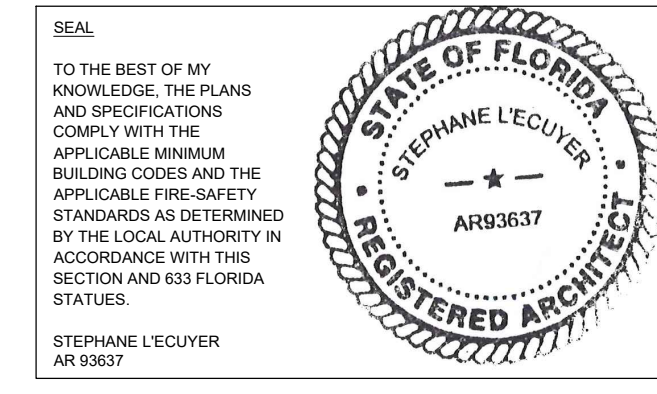
PARKING COUNT PER LEVEL		
LEVEL	COUNT	
RESIDENTIAL BUILDING LEVEL 4	22 PS (22 REGULAR PARKING)	
RESIDENTIAL BUILDING LEVEL 3	76 PS (70 REGULAR PARKING + 8 EV PARKING)	
RESIDENTIAL BUILDING LEVEL 2	62 PS (56 REGULAR PARKING + 8 EV PARKING)	
RESIDENTIAL BUILDING LEVEL 1	27 PS (19 REGULAR PARKING + 8 EV PARKING)	
1-STORY PARKING GARAGE	77 PS (71 REGULAR PARKING + 6 EV PARKING)	
SURFACE	36 PS (36 REGULAR PARKING)	
TOTAL		300 PS

(270 REGULAR PARKING + 30 EV PARKING)


PARKING STALL LEGEND				
RESIDENCE PARKING (144 PS)	GUEST PARKING (27 PS)	OFFICE PARKING (106 PS)	BANK PARKING (11 PS)	RETAIL PARKING (12 PS)



absolute-idea.com
CANAL PARK
3323 NE 163rd Street, Suite 200 North Miami Beach, FL 33160
T 305.792.0015 T 305.931.0279 @info@absolute-idea.com




ISSUE FOR:
DRC SUBMITTAL



REV.	DATE	DESCRIPTION
01	05-15-2025	DRC SUBMITTAL

PZ24-12000027
04/15/2026

ALL MEASUREMENTS MUST BE VERIFIED BEFORE BEGINNING THE WORK. NO MEASUREMENTS ARE TO BE SCALED DIRECTLY FROM THIS DRAWING.



Client
VERA FUND
NICK POLYUSHKIN
& YURI KHARITONENKOV
TEL: 305.833.3303

Project
1600 S FEDERAL HIGHWAY (MIXED-USE PROJECT)
1600 SOUTH FEDERAL HIGHWAY,
POMPAHO BEACH, FL 33062

LEVEL 1.5 FLOOR PLAN LAYOUT	
Drawn J. WU	Field ARCHITECTURE
Verified N. TREMBLAY	Scale as shown
Approved S. L'ECUYER	Date 03-11-2026
Project Manager J. WU	Dwg. no. A-201
Project 24-838	